





*Custom Material Handling Solutions
Since 1979*



ELECTRICAL HANDLING EQUIPMENT

Electrical Equipment from BHS is designed to provide safe and efficient transport of electrical supplies such as cable, wire, spools, reels or conduit. To store and distribute these materials efficiently, specialized handling equipment is required. By providing staff with equipment designed for the task, productivity will improve while staff enjoy ergonomic benefits.

BHS1.com



Contact BHS at 1.800.BHS.9500 to learn about more fully customized solutions for your material handling needs.

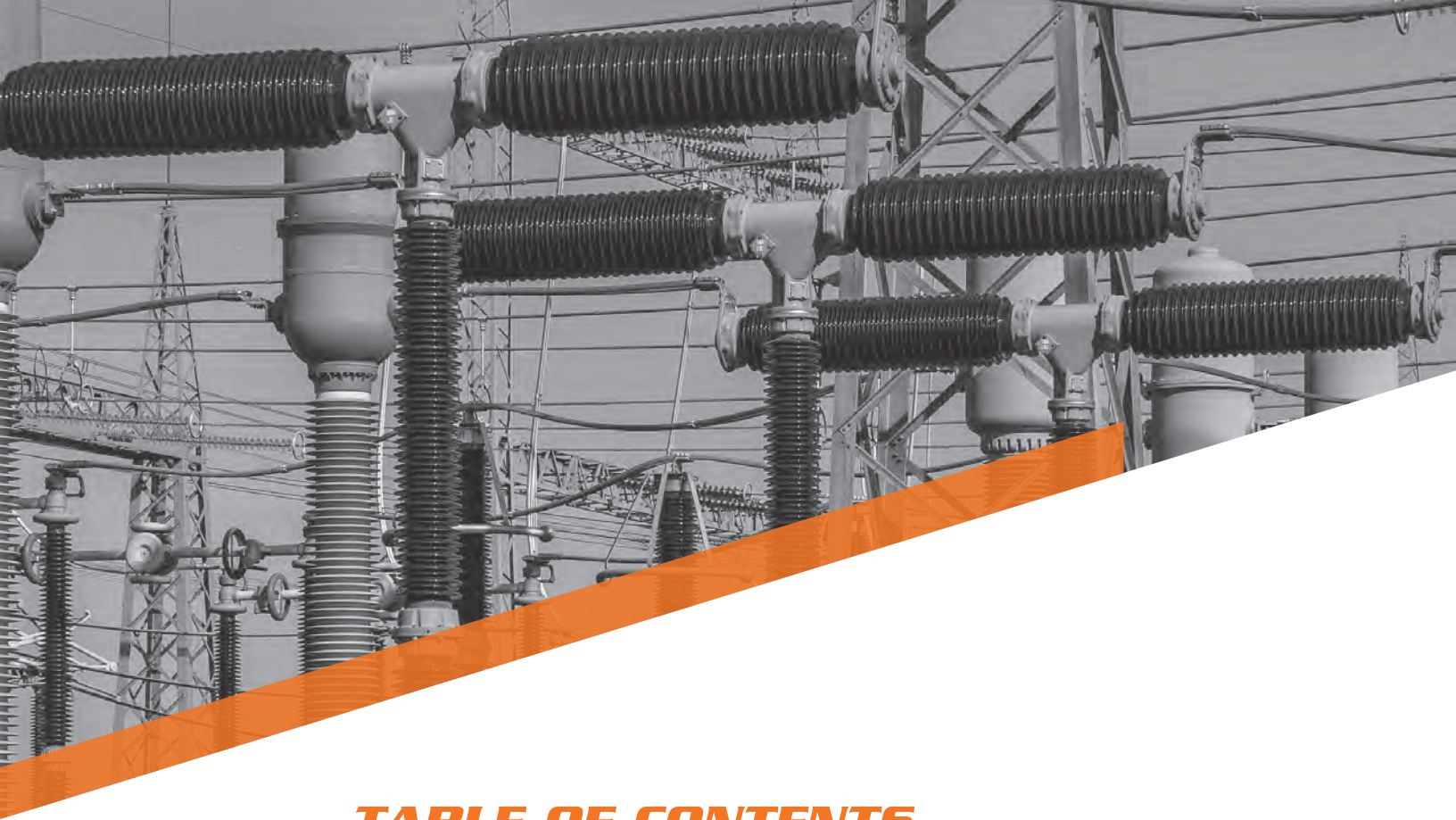


TABLE OF CONTENTS

WIRE & CABLE HANDLING	4
UTILITY EQUIPMENT	18
ELECTRICAL MATERIAL CARTS	19
ELECTRICAL MEASURING TOOLS	22
HIGH VALUE STORAGE & MOBILE WORKSTATIONS	22

PROUD NAED PARTNER



NATIONAL ASSOCIATION OF
ELECTRICAL DISTRIBUTORS

ALLIED PARTNER

BHS, Inc. is a devoted member of the National Association of Electrical Distributors with Service Allied Partner designation.



About BHS

The history of BHS, Inc. is one of innovation. In 1979, founder William M. Huber turned an idea into a company by providing more effective and efficient battery handling solutions. Today, BHS is a world-renowned supplier of battery handling systems and material handling equipment and is the largest manufacturer of battery handling equipment in the world.

BHS offers design, engineering, sales, and support to customers around the globe from our 148,000 ft² (45110 m²) manufacturing facility in St. Louis, Missouri, USA. We are dedicated to integrating superior quality into every component while providing you with the best customer service in the industry.



Instant Up-Front Information

BHS1.com keeps you up-to-date with all of the latest material handling products and industry news. Our online library includes product brochures, parts kits, videos, tech tips, and more. The BHS eStore allows you to review product specifications, options, pricing, and freight estimates while you order.

Custom Equipment

Each manufacturing project is a collaboration between BHS' team of engineers, designers, and fabrication experts to deliver equipment that meets the specific needs of the client. Application, environment and safety are factors considered in providing your custom equipment.

State-of-the-Art Technology

BHS utilizes the most advanced manufacturing practices and automated processes including state-of-the-art laser technology, CNC machining, and robotic welders to deliver the quality and lead times that the industry demands.

Worldwide Support & 24-Hour Hotline

BHS offers a team of Certified Service and Installation Technicians to assist worldwide. Our 24-Hour Hotline (1.877.BHS.4YOU) provides around-the-clock support and technical assistance outside of regular business hours.

Warranty

The BHS commitment to total customer service and support continues after the sale of all BHS products with a 13-month guarantee against defective parts and workmanship. BHS products have a reputation of quality and durability that our customers know to expect.

Mobile Showroom

The BHS Mobile Showroom (MSR) is a traveling showcase of electrical and material handling equipment and accessories. The MSR allows you to obtain first-hand knowledge of equipment functionality in the comfort of your facility. The MSR is a perfect tool for our Corporate Trainees to run demonstrations all over the continental United States.

Excellent Training Programs

BHS provides multiple outlets for training. The BHS Sales Webinar is a web-based training for dealers to become more familiar with BHS products and services. The BHS Sales Academy is a complimentary 2-day clinic providing expertise in identifying appropriate applications for all BHS solutions.

Wire & Cable Handling

Cable-management equipment from BHS employs the latest ergonomic design principles, ensuring safe, efficient operation for electrical suppliers and contractors. Store, measure, payout, and secure valuable cable resources at any point in the electrical industry supply chain.

Parallel Reel Payout

The BHS Parallel Reel Payout (PRP) simplifies cable pulling with free-spinning, multi-compartment reels, providing an even payout. The PRP is available in a standard model (PRP), and a narrow model (PRP-N) which features a shortened base to better fit through 34" doors. Both of these versions are available with various reel combinations to hold multiple cables on one master unit.

FEATURES & BENEFITS

- Narrow models feature a shortened base frame designed to fit 34" (864 mm) minimum door openings for use inside an existing facility or new construction.
- 2" (51 mm) solid steel center shaft
- 0.75" (19 mm) UHMW alignment strips for center shaft prevent wear of components
- Shaft safety locks equipped with locking pin
- Free-spinning compartments provide an even payout
- 2" x 4" x 0.25" (51 mm x 102 mm x 6 mm) wall tube base frame design for maximum durability
- 0.75", 1", and 1.13" (19 mm, 25 mm, and 29 mm) arbor holes for a variety of wire gauges
- 0.25" hub plates with thru holes
- Four-way fork pocket design enables transporting from the ends or sides of the unit by pallet truck or forklift, allowing optimum positioning (pallet truck not compatible with casters option)
- Individual hub locking to prevent unwanted payout when fewer cables are required
- Heavy-duty steel construction for added reliability



8" quick disconnect, corrosion resistant urethane casters are easily stored on unit



PRP-1 shown with option PRP-C and PRP-FL (cable not included)



PRP-N-1 shown with optional casters



PRP-4-1 shown with optional casters

Reel Stands

BHS Reel Stands make up the base frame of a Parallel Reel Payout (PRP), which is designed for high-capacity cable storage and ensures that cables will not become tangled during payout. Reel Stands are designed to hold up to five free-spinning Reels.

OPTIONS

Casters (PRP-C)

8" (203 mm) corrosion resistant urethane casters for mobility (2 locking swivel casters and 2 non-locking, fixed casters)

Pull Brake Clamp (PRP-PB-C)

One drop-down self-leveling steel arm with a heavy-duty leveling rubber brake pad. Order four per PRP unit for maximum stability during cable payout.

Additional Ground Reel (PRP-AUX)

Auxiliary reel attachment to add a single spinning reel

Floor Lock (PRP-FL)

Locking floor brake prevents unwanted movement of the unit

Reels

BHS Reels are designed to store cable, wire, rope, hose, or tubing without tangling, and are available in a variety of compartment configurations and compartment widths. Reels are ideal for use with Reel Stands, which hold up to five independently spinning reels, or these items can be ordered together as one unit—the Parallel Reel Payout (PRP).

Handle (PRP-HDL-C)

One bolt-on clamp handle for maneuvering PRP frame. Handle slides out of the receiver tube and can be oriented in any direction. Order up to four handles per frame.



PRP-PB-C



(2) PRP-HDL-C


MODELS & SPECIFICATIONS

PARALLEL REEL PAYOUT							
Model	Configuration	Overall Height	Overall Width	Overall Length	Shipping Weight	Rated Load Capacity	Height with Casters
PRP-1	R-STAND + R-1 + R-4	55.31" / 1405 mm	50" / 1270 mm	44" / 1118 mm	900 lb / 408 kg	5,000 lb / 2268 kg	61.31" / 1557 mm
PRP-2	R-STAND + (2) R-1 + R-3	55.31" / 1405 mm	50" / 1270 mm	44" / 1118 mm	1,003 lb / 455 kg	5,000 lb / 2268 kg	61.31" / 1557 mm
PRP-3	R-STAND + (3) R-1 + R-2	55.31" / 1405 mm	50" / 1270 mm	44" / 1118 mm	1,028 lb / 466 kg	5,000 lb / 2268 kg	61.31" / 1557 mm
PRP-4	R-STAND + (4) R-1	55.31" / 1405 mm	50" / 1270 mm	44" / 1118 mm	1,055 lb / 479 kg	5,000 lb / 2268 kg	61.31" / 1557 mm
PRP-4-1	R-STAND + R-1 + R-4-1	55.31" / 1405 mm	50" / 1270 mm	44" / 1118 mm	1,055 lb / 479 kg	5,000 lb / 2268 kg	61.31" / 1557 mm
PRP-5	R-STAND + (5) R-1	55.31" / 1405 mm	50" / 1270 mm	44" / 1118 mm	1,055 lb / 479 kg	5,000 lb / 2268 kg	61.31" / 1557 mm
PRP-N-1	RN-STAND + RN-1 + RN-4	55.31" / 1405 mm	33.75" / 858 mm	44" / 1118 mm	715 lb / 325 kg	5,000 lb / 2268 kg	61.31" / 1557 mm
PRP-N-2	RN-STAND + (2) RN-1 + RN-3	55.31" / 1405 mm	33.75" / 858 mm	44" / 1118 mm	820 lb / 372 kg	5,000 lb / 2268 kg	61.31" / 1557 mm
PRP-N-3	RN-STAND + (3) RN-1 + RN-2	55.31" / 1405 mm	33.75" / 858 mm	44" / 1118 mm	845 lb / 384 kg	5,000 lb / 2268 kg	61.31" / 1557 mm
PRP-N-4	RN-STAND + (4) RN-1	55.31" / 1405 mm	33.75" / 858 mm	44" / 1118 mm	871 lb / 395 kg	5,000 lb / 2268 kg	61.31" / 1557 mm
PRP-N-4-1	RN-STAND + RN-1 + RN-4-1	55.31" / 1405 mm	33.75" / 858 mm	44" / 1118 mm	871 lb / 395 kg	5,000 lb / 2268 kg	61.31" / 1557 mm
PRP-N-5	RN-STAND + (5) RN-1	55.31" / 1405 mm	33.75" / 858 mm	44" / 1118 mm	871 lb / 395 kg	5,000 lb / 2268 kg	61.31" / 1557 mm

REEL STANDS			
Model	Description	Width	Length
R-STAND	Reel stand (includes axle)	50" / 1270 mm	44" / 1118 mm
RN-STAND	Narrow reel stand (includes axle)	33.75" / 858 mm	44" / 1118 mm



R-STAND with optional casters (PRP-C)



R-4



RN-1

REELS				
Model	Description	Width	Diameter	
R-1	1 compartment reel	-	8.625" / 219 mm	44.75" / 1137 mm
R-2	2 compartment reel	- -	15.75" / 400 mm	44.75" / 1137 mm
R-3	3 compartment reel	- - -	22.375" / 568 mm	44.75" / 1137 mm
R-4	4 compartment reel	- - - -	35.25" / 895 mm	44.75" / 1137 mm
R-4-1	1 compartment reel	- - -	35.25" / 895 mm	44.75" / 1137 mm
RN-1	1 compartment reel	-	5.5" / 140 mm	44.75" / 1137 mm
RN-17.5-1	1 compartment reel	- - -	17.5" / 445 mm	44.75" / 1137 mm
RN-2	2 compartment reel	- -	9.5" / 241 mm	44.75" / 1137 mm
RN-3	3 compartment reel	- - -	13.5" / 343 mm	44.75" / 1137 mm
RN-4	4 compartment reel	- - - -	22.5" / 572 mm	44.75" / 1137 mm
RN-4-1	1 compartment reel	- - -	22.5" / 572 mm	44.75" / 1137 mm

PRP REEL COMPARTMENT CAPACITY*												
Wire Size	Wire Diameter (Inches)	Linear Feet per Compartment										
		-	- -	- - -	- - - -	- - -	-	- -	- - -	- - -	- - -	- - -
		R-1	R-2	R-3	R-4	R-4-1	RN-1	RN-2	RN-3	RN-17.5-1	RN-4	RN-4-1
750 MCM	1.16	384	392	392	471	1929	203	218	218	899	286	1189
600 MCM	1.06	460	469	469	564	2310	243	261	261	1077	343	1424
500 MCM	0.925	604	616	616	741	3034	319	342	342	1414	450	1870
400 MCM	0.842	729	743	743	895	3661	385	413	413	1707	544	2257
350 MCM	0.796	816	832	832	1001	4096	431	462	462	1910	608	2526
300 MCM	0.747	927	944	944	1137	4652	490	525	525	2168	691	2868
250 MCM	0.694	1074	1094	1094	1317	5389	567	608	608	2512	800	3323
4/0	0.624	1328	1353	1353	1629	6666	702	752	752	3107	990	4110
3/0	0.568	1603	1633	1633	1966	8045	847	907	907	3750	1195	4960
2/0	0.518	1927	1964	1964	2364	9673	1018	1091	1091	4509	1436	5964
1/0	0.474	2302	2345	2345	2823	11553	1216	1303	1303	5385	1716	7123
1 GA	0.443	2635	2685	2685	3232	13226	1392	1492	1492	6165	1964	8154
2 GA	0.381	3563	3630	3630	4369	17881	1882	2017	2017	8335	2655	11024
3 GA	0.35	4222	4301	4301	5178	21188	2230	2390	2390	9877	3146	13064
4 GA	0.322	4988	5082	5082	6117	25034	2635	2823	2823	11670	3717	15434
6 GA	0.253	8080	8232	8232	9909	40550	4268	4573	4573	18903	6022	25001
8 GA	0.216	11085	11294	11294	13594	55632	5856	6274	6274	25934	8261	34300
10 GA	0.164	19228	19591	19591	23582	96504	10158	10884	10884	44987	14331	59499
12 GA	0.131	30136	30705	30705	36959	151249	15921	17058	17058	70507	22460	93251
14 GA	0.112	41228	42006	42006	50563	206918	21781	23337	23337	96458	30727	127574

* Reel capacity is based on 75% of a perfect wind.

Parallel Reel Payout Wagon

The Parallel Reel Payout Wagon (PRW) transports high-volume cable reels with or without additional material handling equipment. An ergonomic pivoting handle allows users to maneuver the unit around tight corners manually, while two-way fork pockets provide portability via lift truck. Either way, a reliable locking pin keeps the shaft safely motionless during travel. Heavy-duty casters move easily through narrow aisles, and optional pull brakes keep the unit stable during cable pulls.

This unit features a slim profile to fit easily through 34-inch door openings, but it is sized to carry up to 5,000 pounds of product. All-steel construction and a protective powder-coat finish provide a lifetime of service. The PRW-6032 is available with virtually any combination of reels to meet specific applications, from custom paralleling to long-term storage. Free-spinning and fixed-compartment reels allow users to customize the unit to match distinct cable-pulling requirements.

FEATURES & BENEFITS

- Heavy-duty steel construction for added reliability
- Two-way fork pocket design
- 2" (51 mm) solid steel center shaft
- Shaft safety locks equipped with locking pin
- Free-spinning compartments provide an even payout
- 0.75", 1", and 2.5" (19 mm, 25 mm, and 64 mm) arbor holes for a variety of wire gauges
- 0.75" (19 mm) UHMW alignment strips for center shaft prevent wear of components
- Includes piloting handle with cushion grip
- Fits through a 34" (864 mm) door opening
- 4 Casters included, (2) swivel with brake and (2) rigid poly

OPTIONS

Floor Lock (PRP-FL)

Locking floor brake prevents unwanted movement of the unit

Pull Brake Clamp (PRW-PB-C)

One drop-down self-leveling steel arm with a heavy-duty leveling rubber brake pad. Order four per PRW unit for maximum stability during cable payout.

Additional Ground Reel (PRP-AUX)

Auxiliary reel attachment to add a single spinning reel




PRW-6032 (shown with optional floorlock) includes pivoting handle.

Reel Stands

BHS Wagon Reel Stands make up the base frame of a Parallel Reel Payout Wagon (PRW), which is designed for mobile high-capacity cable storage and ensures that cables will not become tangled during payout. Just like the PRP, the Wagon Reel Stands are designed to hold up to five free-spinning Reels.

Reels

BHS Reels are designed to store cable, wire, rope, hose, or tubing without tangling, and are available in a variety of compartment configurations and compartment widths. Reels are ideal for use with all BHS Reel Stands, which hold up to five independently spinning reels, or these items can be ordered together as one mobile unit—the Parallel Reel Payout Wagon (PRW).



PRW-6032-5 Includes: W-STAND-6032 & (5) RW-1

MODELS & SPECIFICATIONS

PARALLEL REEL PAYOUT WAGON							
Model	Configuration	Overall Height	Overall Width	Overall Length	Shipping Weight	Rated Load Capacity	Height with Casters
PRW-6032-1	W-STAND-6032 + RW-1 + RW-4	34.063" / 866 mm	32" / 813 mm	60" / 1524 mm	312 lb / 142 kg	5,000 lb / 2268 kg	50.06" / 1272 mm
PRW-6032-2	W-STAND-6032 + (2) RW-1 + RW-3	34.063" / 866 mm	32" / 813 mm	60" / 1524 mm	312 lb / 142 kg	5,000 lb / 2268 kg	50.06" / 1272 mm
PRW-6032-3	W-STAND-6032 + (3) RW-1 + RW-2	34.063" / 866 mm	32" / 813 mm	60" / 1524 mm	312 lb / 142 kg	5,000 lb / 2268 kg	50.06" / 1272 mm
PRW-6032-4	W-STAND-6032 + (4) RW-1	34.063" / 866 mm	32" / 813 mm	60" / 1524 mm	312 lb / 142 kg	5,000 lb / 2268 kg	50.06" / 1272 mm
PRW-6032-4-1	W-STAND-6032 + RW-1 + RW-4-1	34.063" / 866 mm	32" / 813 mm	60" / 1524 mm	312 lb / 142 kg	5,000 lb / 2268 kg	50.06" / 1272 mm
PRW-6032-5	W-STAND-6032 + (5) RW-1	34.063" / 866 mm	32" / 813 mm	60" / 1524 mm	312 lb / 142 kg	5,000 lb / 2268 kg	50.06" / 1272 mm

REEL STAND			
Model	Description	Width	Length
W-STAND-6032	Reel stand (includes axle)	32" / 813 mm	60" / 1524 mm



W-STAND-6032 with optional PRP-FL




W-STAND-6032 with optional PRP-FL


REELS			
Model	Description	Width	Diameter
RW-1	1 compartment reel	-	10" / 254 mm
RW-2	2 compartment reel	- -	15" / 381 mm
RW-3	3 compartment reel	- - -	22" / 559 mm
RW-4	4 compartment reel	- - - -	34" / 864 mm
RW-4-1	1 compartment reel	- - -	35" / 889 mm



RW-1



RW-2



RW-3



RW-4



RW-4-1

PRW 6032 REEL COMPARTMENT CAPACITY*						
WIRE SIZE	Wire Diameter (inches)	Linear Feet per Compartment				
		-	- -	- - -	- - - -	- - -
		RW-1	RW-2	RW-3	RW-4	RW-4-1
750 MCM	1.16	192	144	143	211	726
600 MCM	1.06	230	173	171	253	870
500 MCM	0.925	302	227	225	332	1142
400 MCM	0.842	365	274	271	400	1378
350 MCM	0.796	408	306	303	448	1542
300 MCM	0.747	464	348	344	509	1751
250 MCM	0.694	537	403	399	589	2029
4/0	0.624	664	498	494	729	2509
3/0	0.568	802	601	596	880	3029
2/0	0.518	964	723	716	1058	3641
1/0	0.474	1151	863	855	1263	4349
1 GA	0.443	1318	988	979	1446	4979
2 GA	0.381	1782	1336	1324	1955	6731
3 GA	0.35	2111	1584	1569	2317	7976
4 GA	0.322	2495	1871	1854	2737	9424
6 GA	0.253	4041	3031	3002	4434	15265
8 GA	0.216	5544	4158	4119	6083	20943
10 GA	0.164	9616	7212	7146	10551	36329
12 GA	0.131	15072	11304	11199	16537	56937
14 GA	0.112	20619	15464	15321	22623	77894
CAT5 DATA CABLE	0.215	5595	4196	4158	6139	21138

* Reel capacity is based on 75% of a perfect wind.

Parallel Reel Payout Model Guide


All three PRP model series carry specialized reels with custom combinations of fixed and spinning compartments. They are all rated for loads of up to 5,000 pounds (2268 kilograms). But each model offers a unique set of advantages for specific applications.

PRP STANDARD MODELS


The standard PRP features a 50" (1270 mm) width to maximize cable storage.



PRP-1
One 1-position
free-spinning reel
& One 4-position reel




PRP-2
Two 1-position
free-spinning reel
& One 3-position reel




PRP-3
Three 1-position
free-spinning reel
& One 2-position reel



PRP-4-1
Two 1-position
free-spinning reels




PRP-4
Four 1-position
free spinning reels




PRP-5
Five 1-position
free spinning reels

PRP NARROW MODELS

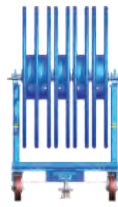
Narrow models have the same heavy-duty construction, but with a 33.75" (858 mm) base to easily fit through 34" (864 mm) doors and tight aisles.




PRP-N-1
One 1-position
free-spinning reel
& One 4-position reel




PRP-N-2
Two 1-position
free-spinning reel
& One 3-position reel



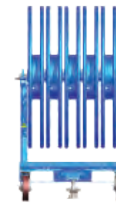
PRP-N-3
Three 1-position
free-spinning reel
& One 2-position reel



PRP-N-4-1
Two 1-position
free-spinning reels



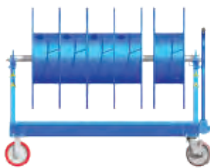
PRP-N-4
Four 1-position
free spinning reels



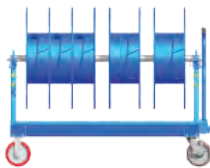
PRP-N-5
Five 1-position
free spinning reels

PRP WAGON MODELS

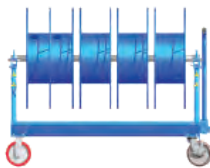
The PRP wagon is the most portable model, with a pivoting push/pull handle, standard fork pockets, and a narrow, 32" (813 mm) width.



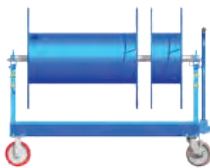
PRW-6032-1
One 1-position
free-spinning reel
& One 4-position reel



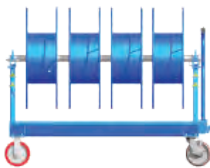
PRW-6032-2
Two 1-position
free-spinning reel
& One 3-position reel



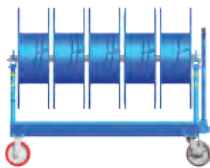
PRW-6032-3
Three 1-position
free-spinning reel
& One 2-position reel



PRW-6032-4-1
Two 1-position
free-spinning reels



PRW-6032-4
Four 1-position
free spinning reels



PRW-6032-5
Five 1-position
free spinning reels

Parallel Reel Payout Trailer

The Parallel Reel Payout Trailer (PRP-TRL) is a turnkey solution for dispensing cable at the installation site. The PRP-TRL consists of two or three rotating, PRP-1's (Parallel Reel Payout units with One Single Reel and One 4-Compartment Reel) mounted on a single trailer. Customizable arrangements of free-spinning and multi-compartment reels are available on request. Simply preload the job's required cable, hitch the trailer to a truck, and haul it to the work site.

Lock the trailer in place and rotate PRP units to face the direction of cable pulls. With two or three payout devices on a single frame, the PRP-TRL allows construction electricians to complete multiple pulls and on-site cable paralleling with a single, all-purpose solution. Custom reel designs allow users to configure the PRP for specific jobs.

FEATURES & BENEFITS

- Complete, turnkey solution for on-site cable pulls
- Two or Three heavy-duty steel Parallel Reel Payout units mounted on a trailer
- Custom sets of fixed and free-spinning reels available
- Individual hub locking prevents unwanted payout
- Turntable bases allow PRP units to face any direction without moving the trailer



Turntable bases allow users to pull cable in any of 360 degrees, all without moving the trailer to reach different conduit systems



PRP-TRL

MODELS & SPECIFICATIONS

*Note: Capacity of tow vehicle must be properly equipped to tow Gross vehicle weight rating (GVWR) weights listed

Model	Number of Mounted PRP's	GVWR*	Payload	Curb Weight (Trailer Only)	Deckover Trailer	Deck Height	Width	Length	Coupler Type
PRP-TRL-14	(2) PRP-1's	14,500 lb 6577 kg	11,900 lb 5398 kg	2,600 lb 1179 kg	No	24" 610 mm	98" 2489 mm	14' 4267 mm	Adjustable 2 5/16" Ball
PRP-TRL-22	(3) PRP-1's	14,500 lb 6577 kg	11,100 lb 5035 kg	3,400 lb 1542 kg	No	24" 610 mm	101" 2565 mm	22' 6705 mm	Adjustable 2 5/16" Ball
PRP-TRL-24	(3) PRP-1's	32,000 lb 14515 kg	26,000 lb 11793 kg	6,000 lb 2722 kg	Yes	32" 813 mm	101" 2565 mm	24' 7315 mm	Adjustable Pintle Hitch

BOOST JOBSITE EFFICIENCY

The PRP Trailer is a complete, turnkey solution for on-site cable pulls, allowing you to arrive at the jobsite ready to go. Simply spool the needed cable in your facility, hitch the trailer to your work truck, and head to work!



Spool Winding Trolley

The Spool Winding Trolley (SWT) is a shaftless solution for reeling and coiling cable, wire, and other flexible materials. It uses an overhead rim drive that adjusts to fit take-up reels of virtually any size. This design eliminates the labor and safety costs associated with lifting, disassembling, and reassembling reels and jack stands. Respool cut-to-length orders faster, more accurately, and with minimal risk to workers. Combined with BHS Parallel Reel Payouts (PRP) or Dyna Reel Platforms (DRP), the SWT creates a complete shaftless respooling system for cut-to-length cable distribution.


FEATURES & BENEFITS

- Overhead rim drive rotates take-up reels while an encoder wheel accurately counts linear footage, eliminating waste
- Pay out multiple cables to multiple compartment reels at once
- Control slide gives operator full control over coiling for the highest possible yield per compartment reel
- Adjustable-length overhead roller arms accommodate a wide range of reel diameters and configurations
- Maximum reel width of 48"
- Ideal for use with any PRP or DRP unit
- Hydraulic-actuated roller arms for powered positioning
- Direct-coupled hydraulic drive motor for reliable performance
- Counter is angled toward operator for ease of use and is also reversible and resettable
- Dual, 6" diameter, urethane-coated rollers create secure contact with various spool and reel types
- 480V ac / 3ph, 3hp power unit. Other voltages available
- Low-speed for precise control when beginning and finishing spooling
- High-speed to minimize total spooling time
- Push-button spooling controls are available on a wired pendant and allow complete control of spooling process

The SWT boasts many efficiency boosting features. See page 12 for more information.



Choose between a power-free mechanical cable counter (SWT-MC) or a versatile digital model (SWT-DC) with multiple units of measurement and instant resets.



Pair with BHS's PRP or DRP for a turnkey solution that saves you time and money



SWT shown with PRP (PRP & cable not included)

MODELS & SPECIFICATIONS

Model	Input Voltage	Roller Motor	Depth	Height	Width	Pendant
SWT-208/240-3	208-240v / 3 Phase	Up to 550 RFPM	109.375" / 2778 mm	85.875" / 2181 mm	73.25" / 1861 mm	2-Button Wired
SWT-480-3	480v / 3 Phase	Up to 550 RFPM	109.375" / 2778 mm	85.875" / 2181 mm	73.25" / 1861 mm	2-Button Wired

Spool Winding Trolley - Industrial Internet of Things

Collect, analyze, and leverage data to improve cut-to-length cable distribution infrastructure with the SWT-IIoT. Like all Spool Winding Trolleys from BHS, this payout engine saves considerable time when filling orders. Operators position this stand-alone unit over jack stands, omitting the risk and inefficiency of removing and replacing spools.

In addition to safe, reliable payout on every job, the IIoT model is packed with sensors and data harvesters. Collected data then feeds into the BHS IIoT software package and/or broader IIoT ecosystems. This allows for powerful capabilities, including condition-based and predictive maintenance, pre-loaded jobs, touchscreen operation, inventory tracking, productivity reporting, and more.

FEATURES & BENEFITS

- All SWT-IIoT units ship with a free 6-month subscription to digital support systems, including the manager dashboard, touchscreen operator interface, alerts, productivity reporting, IIoT-integrated cable counter, and more; longer subscriptions available
- Overhead rim drive rotates take-up reels while IIoT counter tracks linear footage, eliminating waste
- IIoT functionality provides condition-based and predictive maintenance, authorized log-in access only, digital productivity tracking, inventory counting, remote pre-programming for jobs, usage statistics, and more
- Pay out multiple cables to multiple compartment reels at once
- Control slide gives operator full control over coiling for the highest possible yield per compartment reel
- Adjustable-length overhead rollers accommodate a wide range of reel diameters and configurations
- Maximum reel width of 48"
- Ideal for use with any PRP or DRP unit
- Counter 1:1 ratio – one revolution = 1 linear foot of cable
- Dual, 6" diameter, urethane-coated rollers create secure contact with various spool and reel types
- Hydraulic-actuated roller arms for powered positioning
- Direct-coupled hydraulic drive motor for reliable performance
- Wireless push-button spooling controls allow complete control of spooling process

The SWT-IIOT boasts many efficiency boosting features. See page 12 for more information.



The SWT-IIoT comes equipped with an ergonomic, touchscreen operator interface



A wireless controller is included with the SWT-IIoT, as well as remote operation functionality

This model's cable counter integrates with the Industrial Internet of Things to help track inventory and individual job cost

SWT-IIoT shown with PRP (PRP & cable not included)

MODELS & SPECIFICATIONS

Model	Input Voltage	Roller Motor	Depth	Height	Width	Pendant	Foot Switch
SWT-208/240-3-IIoT	208-240v / 3 Phase	Up to 550 RFPM	109.375" 2778 mm	85.875" 2181 mm	73.25" 1861 mm	Wireless	Wireless
SWT-480-3-IIoT	480v / 3 Phase	Up to 550 RFPM	109.375" 2778 mm	85.875" 2181 mm	73.25" 1861 mm	Wireless	Wireless

Wire & Cable Handling

Included Features:



Strobe Light

Visually notifies bystanders when machine is in operation



Stretch Wrap

Wrap cut to length jobs on the fly with a Stretch Wrap Holder, mounted directly above the counter.



2 LED Lights

Shine some light on it by adding one LED light to each end of the SWT.



Additional Rollers

Add 2 rollers for simplified, stable pulling from high spools.



Cable Counters

Standard SWT models come with either a power-free mechanical cable counter (SWT-MC) or a versatile digital model (SWT-DC) with multiple units of measurement. SWT-IIOT ships with an IIOT integrated cable counter.



Overhead Tool Mount

Boost ergonomics and operator safety with an overhead tool mount. Adds one overhead mount rail on operator side of unit.



Cable Clamp

Clamp finished jobs for easy cutting by adding 4 cable clamps to the front of your SWT unit.



Retractable Personnel Barrier

Keep your workers safe during cable payout with safety yellow retractable caution tape, mounted to left and right of operator area.



SAVE ON LABOR WITH ROBUST REPORTS & REMOTE MANAGEMENT


Our IIoT package allows for remote management, advanced reporting, real time alerts, easily configurable jobs, and auto-run cycles. To learn more about this exciting new product, contact your local BHS sales representative at **1.800.BHS.9500**.

Spooling Caddy

The Spooling Caddy (SC-400) is a compact, highly portable cable-handling accessory that attaches to bulk cable reels, rotating them to load or pay out spooled components. An adjustable-height rotator unit is compatible with virtually any cable reel, while locking casters and an ergonomic push bar provide full mobility. Combined with a BHS Parallel Reel Payout (PRP), Spooling Caddies are part of a total cable-handling solution.

FEATURES & BENEFITS

- Powerful electric motor rotates fully loaded cable reels
- 400cc, 23.82 in³ motor with 7.4 HP output
- Maximum payout speed of 195 RPM (intermittent) and 155 RPM (continuous)
- Improves productivity during reel-loading tasks
- Offers push-wind assistance during cable pulls on installations
- Compact footprint for convenient storage and enhanced mobility
- Motor coupling locks to takeup or winder shaft
- Heavy-duty casters with brakes for manual positioning
- Slim profile passes through standard 36" x 80" doorways and aisles
- Steel, powder-coated construction for use in harsh environments
- Ergonomic push bar reduces user strain
- 12V DC power unit with onboard batteries and 120VAC charger
- Pairs with the BHS PRP or PRW to create a turnkey cable-handling solution



BHS offers an attachment to simplify cable spooling to PRP or PRW. Ask your Sales Representative for more information.

SC-400

MODELS & SPECIFICATIONS

Model	Motor Size	Max Payout Speed	Height	Width	Depth
SC-400	400cc / 23.82 in ³ 7.4 HP output	Up to 195 RPFM	65" / 1651 mm	53" / 1346.2 mm	27" / 686 mm

Wire Pull Carts

Simplify wire pulling with Wire Pull Carts (WPC) from BHS. These all-steel units include fully adjustable shafts to hang reels of virtually any size and weight up to 3,000 pounds, with PVC Wire Guides to ensure a smooth pull. When not in use, steel doors with 180-degree hinges and a padlock hasp, complete with strike protector, protect wire assets at the job site.

FEATURES & BENEFITS

- Improves wire pulls at job sites for faster, easier electrical installation
- Protects wire supplies when not in use
- Heavy-duty steel construction for added reliability
- Durable powder coat finish resists rust and scratches
- Four swivel casters to allow unit to be positioned manually
- Brakes on casters prevent rolling
- Lifting eye bolts
- Fork pockets enable transporting unit with a forklift
- Front shaft support channels to prevent reels from movement during transport
- Door slabs are hinged in two locations and open 180°
- Padlockable with strike protector to guard assets from theft (padlock not included)
- Adjustable/removable shaft positions for multiple sizes of spools/reels
- Removable shafts with shaft collars keep spools in position and prevent sliding
- PVC wire guides ensure steady payout and prevent damage to wire



The WPC's tangle-free wire payout saves you time on the jobsite

WPC-3079-76 (wire not included)

MODELS & SPECIFICATIONS

NOTE: Dimensions include handles, eye bolts, & casters.

Model	Capacity	Depth	Width	Height	Max Spool Qty	Casters
WPC-2475-66	2,000 lb / 908 kg	26.563" / 675 mm	88.25" / 2242 mm	76.5" / 1944 mm	(9) 17" dia x 18" W (18) 17" dia x 9" W	6" / 152 mm Poly
WPC-3079-76*	3,000 lb / 1360 kg	33" / 839 mm	92.25" / 2343 mm	85" / 2159 mm	(9) @ 23" dia x 24" W (18) @ 23" dia x 12" W	4" / 102 mm Phenolic
WPC-3079-51	3,000 lb / 1360 kg	33" / 839 mm	92.25" / 2343 mm	63.375" / 1610 mm	(6) @ 23" dia x 24" W (12) @ 23" dia x 12" W	8" / 203 mm Poly

*For 85" tall units, eye bolts must be removed to fit through standard height doorways

Wire Coil Cart

Simplify wire-and-cable management with an industrial cart designed specifically for coiled product. The BHS Wire Coil Cart (WCC) holds bulk loads of cable and wire on removable steel posts. Durable casters and an ergonomic push bar make this unit easy to move, even when fully loaded. Meanwhile, the carpeted base and powder-coat finish protect coils during loading, unloading, and transport.

FEATURES & BENEFITS

- Removable posts for flexible material handling
- More than 10 square feet of storage area
- 2,000 lb capacity supports bulk orders of cable, wire, and other coiled materials
- Carpeted base prevents damage to components
- Ergonomic push bar
- Reliable storage and transportation for heavy coils
- Custom builds available



WCC-6232

MODELS & SPECIFICATIONS

Model	Capacity	Height	Width	Length	Description
WCC-6232	2,000 lb / 907 kg	42" / 1067 mm	32" / 813 mm	67.3125" / 1710 mm	Two Removable Steel Posts
WCC-3232	2,000 lb / 907 kg	42" / 1067 mm	32" / 813 mm	33.6563" / 855 mm	Single Removable Steel Post

Dyna Reel Platform

Dyna Reel reel roller platforms (DRP) offer compact storage, payout, and spooling for cable reels. Steel rollers in a low-built base provide smooth rotation for reels, allowing users to add or remove cable as needed. The rear roller adjusts to accommodate reels of virtually any size.

FEATURES & BENEFITS

- Safe, efficient payout and cable-spooling for industrial-scale cable reels
- Steel plate loading ramp simplifies access
- Secure, stationary storage and handling for cable reels
- Compatible with Spool Winding Trolleys (SWT) and Spooling Caddies (SC-400) for full-service cable handling
- Compact footprint saves valuable warehouse space
- Heavy-duty steel construction for enhanced durability
- Powder-coat finish resists scratches, abrasion, chemicals, and acids
- Base design avoids contact with cable, preventing damage to resources

MODELS & SPECIFICATIONS

Model	Description	Capacity	Height	Width	Depth
DRP-36	Stationary Model	5,000 lb / 2268 kg	13" / 330 mm	46" / 1168 mm	32" / 813 mm
DRP-42	Stationary Model	5,000 lb / 2268 kg	13" / 330 mm	52" / 1321 mm	32" / 813 mm
DRP-TDK	Tie Down Kit for Use with All Models	---	---	---	---



DRPA-36-PJ (spool not included)



DRP-36 (spool not included)



DRPA-36-FP (spool not included)

Dyna Reel Platform Attachment

The Dyna Reel Platform Attachment (DRPA) is a portable reel-roller platform that transforms lift trucks of sufficient capacity into full-service payout solutions. Secure DRPA fork attachments to industrial truck forks to lift, transport, reposition, and ultimately pay out cable resources from reels of any size.

FEATURES & BENEFITS

- Safe, efficient payout and spooling for cable reels of all sizes
- Mounted on fork pockets for lift trucks or pallet jacks
- Tie down reels for transport
- Creates a full-service, mobile payout solution with forklifts or pallet jacks
- Choose front roller stops with a usable width of 32.313" or 37.625"
- Secure, portable cable payout, loading, and transportation for reels
- Heavy-duty steel construction
- Durable powder-coat finish resists scratches, abrasion, chemicals, and acids
- Base design avoids contact with cable, preventing damage to resources
- Compatible with Spool Winding Trolleys (SWT) and Spooling Caddies (SC-400) for full-service cable handling

MODELS & SPECIFICATIONS

Note: Capacity of host truck must be verified and sufficient as to its capacity at the extended load center dimension.

Model	Description	Capacity	Height	Width	Depth
DRPA-36-PJ	Mobile Model for Use with Pallet Jack	5,000 lb / 2268 kg	9" / 229 mm	42" / 1067 mm	59.813" / 1519 mm
DRPA-36-FP	Mobile Model for Use with Forklift	5,000 lb / 2268 kg	8.75" / 222 mm	42" / 1067 mm	57.813" / 1469 mm
DRP-TDK	Tie Down Kit for Use with All Models	---	---	---	---

Reel Handler Attachment

BHS Reel Handler Attachment (RHA) can be used for lifting, transporting and loading reels into racking designed for storage or dispensing of product from the reel.

FEATURES & BENEFITS

- Safety chain attaches to the mast or fork, secured via slip hook with spring-loaded clasp to ensure engagement
- Intended for use with lift trucks of sufficient capacity
- Removable front reel stop for easy placement of reel onto device
- Front reel stop can be installed in one of five positions for best reel containment
- Fork pockets are equipped with tapered nose to allow rolling of reels onto the attachment
- Anti-slide stops are built into the rear fixed reel stop to keep reel contained
- Durable powder coat finish resists both acid and scratches



RHA (spool not included)

MODELS & SPECIFICATIONS

Note: Capacity of host truck must be verified and sufficient as to its capacity at the extended load center dimension.

Model	Load Capacity	Spool Diameter Capacity	Spool Width Range	Maximum Load Center	Fork Pocket Size (at heel)	Unit Weight	Fork Tine Length
RHA-5K-48	5,000 lb 2268 kg	23" to 59" 584 mm to 1499 mm	22" to 38" 559 mm to 965 mm	30" 762 mm	6" W x 2" D 152 mm x 51 mm	162 lb 74 kg	48" 1219 mm
RHA-5K-60	5,000 lb 2268 kg	23" to 59" 584 mm to 1499 mm	22" to 38" 559 mm to 965 mm	30" 762 mm	7" W x 3" 178 mm x 76 mm	200 lb 91 kg	60" 1524 mm
RHA-6K-60	6,000 lb 2722 kg	23" to 59" 584 mm to 1499 mm	22" to 38" 559 mm to 965 mm	30" 762 mm	7" W x 3" 178 mm x 76 mm	200 lb 91 kg	60" 1524 mm

Overhead Reel Lifter

The BHS Overhead Reel Lifter (ORL) can be used for lifting, transporting and loading reels into racking when lifting the reel from the bottom is not possible. Models are available for use with standard lift trucks (ORL) or industrial telehandlers (ORL-TH).

FEATURES & BENEFITS

- Intended for use with lift trucks of sufficient capacity
- Safety chain attaches to the mast or fork, secured via slip hook with spring-loaded clasp to ensure engagement
- Features dual load beams to accommodate load centers
- "Keyhole" chain-link slots on each beam allow quick adjustment
- Wide throat hooks accommodate up to 4.25" (108 mm) carrier axles and allow for easy engagement and disengagement
- Storage tray conveniently houses the hook and chain assemblies when not in use
- Telehandler models feature a receiver hitch for simply moving trailers on construction sites
- Durable powder coat finish resists both acid and scratches



ORL (spool not included)

ORL-TH has a built in receiver hitch

MODELS & SPECIFICATIONS

Note: Capacity of host truck must be verified and sufficient as to its capacity at the extended load center dimension.

Model	Load Capacity	Spool Diameter Capacity	Spool Widths	Maximum Load Center	Fork Pocket Size (at heel)
ORL	5,000 lb 2268 kg	Up to 60" 1524 mm	22", 28", 34", 40" 559 mm, 711 mm, 864 mm, 1016 mm	32" 813 mm	6" W x 2" D x 36" L 152 mm x 51 mm x 914 mm
ORL-4890	6,500 lb 2948 kg	Up to 90" 2286 mm	26", 32", 38", 44", 50" 660 mm, 813 mm, 965 mm, 1118 mm, 1270 mm	47" 1194 mm	7" W x 3.5" D x 52" L 178 mm x 89 mm x 1321 mm
ORL-48-TH	5,000 lb 2268 kg	Up to 60" 1524 mm	22", 28", 34", 40" 559 mm, 711 mm, 864 mm, 1016 mm	32" 813 mm	6" W x 2" D x 36" L 152 mm x 51 mm x 914 mm
ORL-60-TH	5,000 lb 2268 kg	Up to 60" 1524 mm	28", 34", 40" 711 mm, 864 mm, 1016 mm	31" 787 mm	6" W x 3" D x 52" L 152 mm x 76 mm x 1321 mm
ORL-72-TH	5,000 lb 2268 kg	Up to 60" 1524 mm	28", 34", 40" 711 mm, 864 mm, 1016 mm	31" 787 mm	6" W x 3" D x 64" L 152 mm x 76 mm x 1626 mm

Reel Sherpa Stacker

Reel Sherpa Stackers (RSS-5K) are versatile steel storage cradles for heavy duty wire and cable reels. Ideal for floors or warehouse shelves, Reel Sherpa Stackers are quick to deploy, load, and unload with forklifts.* Stackable design allows users to store multiple Reel Sherpa Stackers on a single unit's footprint, keeping storage needs to an absolute minimum. Compatible with wooden, steel, or plastic reels, up to 5,000 pounds.

FEATURES & BENEFITS

- 5,000 lbs capacity
- All-steel construction with a durable powder coating
- Ideal for warehouse shelving units of sufficient capacity and/or floor storage
- Nesting design reduces height to 7" when stacked
- More dependable than chocks and blocks for long-term storage
- When not loaded, the Reel Sherpa Stacker can be moved and stacked via forklift
- Heavy-duty stand provides reel storage while providing easy access for forklifts with at least 44" fork spread*
- The Reel Sherpa Stacker's low profile and stackability provide a small footprint when not in use to save valuable warehouse space

MODELS & SPECIFICATIONS

Model	Description	Capacity	Height	Width	Depth
RSS-5K	Stackable Reel Holder	5,000 lbs / 2268 kg	8" / 204 mm	56" / 1423 mm	56" / 1423 mm

*If using a forklift with less than 44" spread, an Overhead Reel Lifter may be required (sold separately). See previous page.



Reel Sherpa Cradle

The Reel Sherpa Cradle (RSC-5K) is an industrial steel cradle designed to protect heavy-duty wire and cable reels of all types during transport and in storage. With its massive 5,000-pound capacity, the Reel Sherpa Cradle can house any reel up to 55" wide and 52" deep, while its welded steel construction and tough powder coating prevent damage from chemicals, abrasions, and impact.

FEATURES & BENEFITS

- 5,000-pound capacity
- All-steel construction with a durable powder coating
- Ideal for warehouse shelving units of sufficient capacity and/or floor storage
- More dependable than chocks and blocks for long-term storage
- Two-way fork pockets allow transport of loaded unit
- Hinged ramp on front of unit for loading/unloading folds up and pin-secures when not in use
- Encloses and protects reels on all four sides when ramp is secured in upright position
- Secure reel at welded tie-down points for additional security
- Compartment space: 55.625" W x 52.56" D x 29" H

MODELS & SPECIFICATIONS


Model	Description	Capacity	Height	Width	Depth
RSC-5K	Protective Reel Cradle	5,000 lbs / 2268 kg	33" / 839 mm	59.625" / 1515 mm	56.625" / 1439 mm

UHMW Axle Holding Kit

Most racking systems hold axles in steel supports, which screech during payout. Even worse, the metal-on-metal friction eventually degrades axle ends and rack components, leading to eventual failure. The AHK provides the same low-cost storage without noise pollution or axle/rack damage,

FEATURES & BENEFITS

- Silent, smooth-rolling payout for cable and wire
- UHMW lining protects axles and racks from wear
- Formed steel construction with a scratch-resistant powder coating
- Pre-drilled mounting holes for quick bolt-on installation
- Supports shafts of up to 2" without adapters
- Adapter kits fit most shaft and hub sizes
- Wall Axle Tubes also available
- Two brackets included, left and right



89701017 (Cable reel not included)

MODELS & SPECIFICATIONS

Model	Description	Capacity	Shaft Size
89701017	Kit includes 2 pieces with pre-drilled mounting holes	4,500 lb / 2042 kg	Supports Shafts up to 2" / 51 mm

BHS SELLS RACK REPLACEMENT PARTS

Contact Sales at 1.800.BHS.9500 for more information today.



Utility Equipment

Unique, ergonomic tools for electricians and other residential maintenance staff.

Trench Lid Lifter

Access utility trenches without risking injury. The BHS Trench Lid Lifter features a unique design that does not require space between trench lids to function. Two scissor pins on a steel lifting beam enter holes in slabs or grates, springing open for an unbreakable grip. Wide-angle design creates an assistive lever force that makes lifting concrete lids safe and easy.

FEATURES & BENEFITS

- Lifts trench lids without ergonomic risk
- Provides faster, safer access to utility trenches
- Adjustable-length handle matches workers of any height
- Swiveling lifting beam makes any angle of approach effective
- Large pneumatic wheels for easier travel, even on rough pavement or gravel
- Retractable kickstand for keeping lids elevated
- Heavy-duty steel construction
- Durable powder coating resists scratches, impacts, and chemicals
- Accesses slabs and grates with scissor pins, eliminating the need for space between lids



TLL-300 (Trench lid not included)

MODELS & SPECIFICATIONS

Model	Lifting Capacity	Width	Handle Length	Lifting Arm Length	Wheels
TLL-300	300 lb / 136 kg	14.313" / 367 mm	43.625" / 1108 mm	36.625" / 930 mm	(2) 10.375" x 3.375" pneumatic wheels

Electrical Material Carts

Reduce the risk of injuries while boosting productivity with material handling equipment designed specifically for electrical supplies. Steel, powder-coated equipment from BHS provides security for products and dependability for users, whether you handle light fixtures, wire coils, conduit, or anything else.

Transformer Cart

Durable Transformer Carts (TC-3042) from BHS feature heavy-duty steel construction and a powder-coat finish that resists scratches, rust, and chemicals, making these units ideal for industrial applications. Integrated fork pockets and an easy-steer combination of rigid and swivel casters simplify transport, and a standard electrical strut channel accommodates commonly sized panels. Custom sizes available.

FEATURES & BENEFITS

- Heavy-duty steel construction for added reliability
- Durable powder coat finish resists rust and scratches
- Lifting eye bolts
- Fork pockets enable transporting unit with a forklift
- Standard electrical strut channel for mounting multiple panel sizes
- Brakes on casters to prevent rolling
- Expanded metal top
- Two rigid and two swivel casters to allow the unit to be positioned manually



MTPC-75 (Fully outfitted cart)



TC-3042 (Frame only)

MODELS & SPECIFICATIONS

Model	Capacity	Height	Width	Length	Description
TC-3042-69	1,500 lb / 681 kg	66.625" / 1693 mm	30" / 762 mm	42" / 1067 mm	Cart frame only (Transformer not included)
TC-3042-81	1,500 lb / 681 kg	81.125" / 2061 mm	30" / 762 mm	42.25" / 1073 mm	Cart frame only (Transformer not included)
MTPC-75	1,500 lb / 681 kg	66.625" / 1693 mm	30" / 762 mm	58" / 1473 mm	Fully Outfitted Cart (Transformer pre loaded)

Tilting Elevator Conduit Cart

Transport bulk loads of electrical conduit through elevators, narrow aisles, and other awkward passages. The Tilting Elevator Conduit Cart holds up to 1,000 pounds of conduit in an adjustable storage bed that shifts to fit virtually any space.

FEATURES & BENEFITS

- Conduit bed tilts to allow for easy access into and out of elevators and doorways
- Load capacity of 1,000 lbs
- Bed raises and lowers for improved ergonomics during loading and unloading
- Designed for standard 10' lengths of conduit
- Fits easily through standard 36" doorways
- Two rigid and two locking swivel casters improve mobility
- Steel construction with a durable powder-coat finish
- Convenient storage tray



CC-ELV-1K

MODELS & SPECIFICATIONS

Model	Capacity	Width	Depth	Height	Casters
CC-ELV-1K	1,000 lb / 454 kg	30.339" / 771 mm	81.063" / 2059 mm	46.438" / 1180 mm	Two rigid and two locking swivel casters

Conduit Carrier Cart

The slim design of the Conduit Carrier Cart (CC) is great for narrow aisles, where a forklift simply cannot fit. The heavy-duty base frame provides the maximum capacity while taking up a minimal footprint, leaving valuable floor space available for the next project. The locking rigid casters prevent unwanted load movement, while the swivel casters and welded handles make transportation effortless.

FEATURES & BENEFITS

- Four formed and welded handles make moving a fully-loaded cart easy
- Two steel tie-down plates for strapping and securing a load
- Heavy-duty steel square tubing base frame with added spanners for extra capacity



CC-5K-6032 (conduit not included)



CC-1.5K-6040



CC-6K-24060

MODELS & SPECIFICATIONS

Model	Capacity	Width	Depth	Height	Casters
CC-1.5K-6040	1,500 lb / 680 kg	44" 1118 mm	64" 1626 mm	94/118" 2388/2997 mm	(2) Quick disconnect 8" / 203 mm rigid phenolic, (2) Quick disconnect 6" / 152 mm swivel phenolic
CC-3K-6032	3,000 lb / 1361 kg	32" 813 mm	66.5" 1689 mm	47" 1194 mm	(2) Quick disconnect 8" / 203 mm rigid phenolic, (2) Quick disconnect 6" / 152 mm swivel phenolic
CC-5K-6032	5,000 lb / 2268 kg	32" 813 mm	66.5" 1689 mm	47" 1194 mm	(2) Quick disconnect 8" / 203 mm rigid phenolic, (2) Quick disconnect 6" / 152 mm swivel phenolic
CC-5K-7218	5,000 lb / 2268 kg	19" 483 mm	78.5" 1994 mm	47" 1194 mm	(2) Quick disconnect 8" / 203 mm rigid phenolic, (2) Quick disconnect 6" / 152 mm swivel phenolic
CC-6K-24060	6,000 lb / 2722 kg	60" 1524 mm	240" 6096 mm	39.5" 1003 mm	(3) 8" / 204 mm swivel poly casters
CC-6K-46240	6,000 lb / 2722 kg	240" 6096 mm	48.5" 1232 mm	25" 635 mm	---

Light Fixture Carts

Light Fixture Carts (LFC) carry bulk electrical materials through job sites for quicker, safer installation. Save time on any commercial construction project by easily transporting all light fixtures directly to the point of installation. This ergonomic material handling cart is designed specifically for light fixtures, so it keeps these valuable materials more secure than stacking them onto a non-specialized cart. It is also safer for electricians, as it removes the common manual material handling task of carrying light fixtures to the installation site. A combination of heavy-duty casters swivel and fixed casters improves maneuverability for narrow aisles. Removable locking bars protect fixtures during travel or storage. Custom sizes available.


FEATURES & BENEFITS

- Vinyl or felt edging on shelves to protect light fixtures
- LFC 2448 and LFC-2448-SE fit through a standard 80" (2032 mm) doorway
- Heavy duty formed steel construction
- Lifting eyes welded to frame are perfect for lifting unit as well as tying down for transport
- LFC-2496-SE houses 2' x 8' light fixtures
- All other models house 2' x 2' or 2' x 4' depending on jobsite needs
- Durable powder coat finish
- Comes with a plastic sleeve to store all onsite paperwork
- 4" (102 mm) polyurethane casters (combination of locking swivel and rigid for easy maneuvering) on QD mounts
- LFC-2448 & LFC-4848 models include 4 removable locking bars, 2 per side*
- LFC-2448-SE includes 5 removable locking bars on 3 sides for added stability and theft prevention*

*padlocks not included



LFC-2448
(light fixtures not included)



LFC-4848



LFC-2448-SE



LFC-2496-SE

MODELS & SPECIFICATIONS

Model	Capacity	Height	Width	Length	Light Fixture Capacity
LFC-2448	1,000 lb / 454 kg	79.75" / 2026 mm	50.875" / 1292 mm	29.563" / 751 mm	(24) 2' x 2' or (12) 2' x 4' light fixtures
LFC-2448-SE	1,000 lb / 454 kg	79.75" / 2026 mm	51.875" / 1318 mm	28.875" / 733 mm	(24) 2' x 2' or (12) 2' x 4' light fixtures
LFC-4848	1,000 lb / 454 kg	79.75" / 2026 mm	50.875" / 1292 mm	59.25" / 1505 mm	(48) 2' x 2' or (24) 2' x 4' light fixtures
LFC-2496-SE	1,000 lb / 454 kg	79.75" / 2026 mm	28.875" / 734 mm	99.875" / 2537 mm	(12) 2' x 8' light fixtures

ARRIVE ON THE JOBSITE WITH EVERYTHING YOU NEED

Save time on any commercial construction project by easily transporting all light fixtures directly to the point of installation. Can hold up to forty light fixtures depending on model.



Electrical Measuring Tools

Ensure accurate conduit estimates with portable, easy-to-use measuring tools.

Electrical Conduit Gauge

The Electrical Conduit Gauge (CG1) is used to accurately measure the “bore” or inside diameter of steel and aluminum conduit ranging in size from 0.5” to 4” (13 mm to 102 mm) diameter.

FEATURES & BENEFITS

- Made of stainless steel with laser-engraved markings for long service life
- 0.5” (13 mm) diameter hole at end for hanging or attachment to racking
- Gauge simply inserts into end of conduit and corresponding reference line indicates size



CG1

High Value Storage & Mobile Workstations

Secure high-value items in industrial applications. Heavy-duty storage solutions from BHS provide total control over access with a weatherproof finish, making them ideal for work sites and outdoor order receiving.

Will Call Dropbox

Protect valuable deliveries with a heavy-duty steel dropbox. The BHS Will Call Dropbox gives delivery drivers access to your choice of five or six high-capacity lockers. Single-use security key locks give authorized users one-time access, so you can receive orders at any hour of the day or night, with no personnel on site.

FEATURES & BENEFITS

- 3 or 4 forward-facing lockers with varying dimensions
- 2 side-facing compartments store long, narrow orders
- Units available with 4 equal front-facing lockers
- Stands on 6 steel risers to protect contents
- Integrated electronic locks offer one-time passcode capabilities
- 4-digit codes add a higher level of security
- Sloped roof and a waterproof powder coating protects items from weather
- All-steel construction resists attempts at entry
- Ideal for overnight deliveries and off-site, multi-user storage for valuable items
- Footpads with anchor holes secure unit



HVC-DB-124-24-5



Industrial Internet of Things (IIoT) models allow remote management via a free app and create timestamped access logs for later review.

MODELS & SPECIFICATIONS

Model	Lockers	Capacity	Width	Depth	Height
HVC-DB-124-24-5	Equipped with passcode locks 3 Front Lockers 5 Lockers Total	3,000 lb / 1361 kg	124" / 3150 mm	26.375" / 6614 mm	66.25" / 1683 mm
HVC-DB-124-24-5-IIOT	Equipped with Remote Management IIoT Locks 3 Front Lockers, 5 Lockers Total	3,000 lb / 1361 kg	124" / 3150 mm	26.375" / 6614 mm	66.25" / 1683 mm
HVC-DB-124-24-6	Equipped with passcode locks 4 Front Lockers, 6 Lockers Total	3,000 lb / 1361 kg	124" / 3150 mm	26.375" / 6614 mm	66.25" / 1683 mm
HVC-DB-124-24-6-IIOT	Equipped with Remote Management IIoT Locks 4 Front Lockers, 6 Lockers Total	3,000 lb / 1361 kg	124" / 3150 mm	26.375" / 6614 mm	66.25" / 1683 mm

Bifold High Value Cart

The Bifold High Value Cart (HVC-BF) offers a fully portable storage solution for tools, personal protective equipment, and other valuable items. Wheel it into place and open along the center-hinge for instant access to contents. At the end of the shift, simply close and lock for total security, indoors or out.

FEATURES & BENEFITS

- 10' by 4.5' interior storage space, including horizontal shelving and vertical compartment
- Opens outward from central hinge for "clamshell" functionality
- 8 shelves with locker compartment and coat-hook
- Smooth-rolling, heavy-duty casters simplify transport
- Secure storage for indoor/outdoor applications
- Durable steel construction
- Chemical and abrasion-resistant powder-coat finish
- Custom shelving options available
- Padlockable



HVC-3060-65-BF-VC

MODELS & SPECIFICATIONS

Model	Capacity	Width (Closed)	Width (Fully Open)	Depth	Height
HVC-3060-65-BF-VC	1,000 lb / 454 kg	63.25" / 1607 mm	125.875" / 3197 mm	30" / 762 mm	65.625" / 1667 mm

REDUCE THEFT WITH BHS CUSTOM LOCKERS

FROM AFTER HOURS PRODUCT DROPS TO SECURING JOB SITE TOOLS, BHS DESIGNS WITH YOU IN MIND.



WHAT CAN BE CUSTOMIZED?

- Custom Dimensions
- Add your Logo
- Powder Coat Paint Any Color
- Material Ramps
- Modular Configurations
- IIoT Technology Now Available
- Firewall Protection
- Solar Power

...AND MUCH MORE

High Value Cart

The High Value Cart (HVC) is a portable and secure storehouse that protects valuable tools, equipment, and supplies from theft while still allowing easy access for authorized personnel. This reliable storage unit is easy to transport and reposition between work sites. All models are equipped with casters for moving lighter loads across short distances and fork pockets for heavier loads and longer distances.

FEATURES & BENEFITS

- Casters (two swivel with brake and two rigid) and push bar for easy maneuvering
- Front fork pockets for lifting and transporting unit
- Steel construction with durable powder coat finish
- Three rigid 12GA steel shelves are adjustable in 3" (76 mm) increments
- Door slabs are removable, hinged in three locations, open 180°, and feature pull handles
- Padlockable with strike protector to guard assets from theft (padlock not included)
- Heavy-duty models feature increased material thickness for extra capacity and security
- Removable lifting eye bolts included

Request Literature PL-6000 for more information.



The HVC features adjustable shelving

HVC-2770-60-HD

MODELS & SPECIFICATIONS

Model	Capacity	Depth	Width	Height	Casters	Description
HVC-3031-50-HD	5,000 lb / 2268 kg	34" / 864 mm	37.5" / 953 mm	60.25" / 1531 mm	6" / 152 mm Phenolic	(1) Door Slab, Heavy-Duty
HVC-3061-50-HD	5,000 lb / 2268 kg	34" / 864 mm	67.625" / 1718 mm	60.25" / 1531 mm	6" / 152 mm Phenolic	(2) Door Slabs, Heavy-Duty
HVC-2770-60-HD	5,000 lb / 2268 kg	31.625" / 804 mm	76.625" / 1947 mm	72.75" / 1848 mm	8" / 203 mm Poly	(2) Door Slabs, Heavy-Duty

High Value Cart - Double Doors

The Double Door High Value Cart (HVC-DD) opens on two sides for convenient access in narrow aisles and tight spaces. It's packed with mobility features, including integrated fork pockets, 6-inch phenolic casters (two swivel while two remain fixed to enhance steering), four-point lifting eyes, and an ergonomic push handle.

FEATURES & BENEFITS

- Heavy duty capacity for industrial and construction applications
- Expanded steel doors with a scratch-resistant powder coating for extreme toughness
- Fits through doorways and narrow aisles
- Includes three adjustable steel shelves
- Powerful floor lock prevents unwanted movement
- includes 3" x 5" asset tag for customer to engrave
- Optional Cable Payout outfitting adds simplified maneuvering of cable reels and deters theft of costly cable
- Alternate models available on request



HVC-2348-62-DD

MODELS & SPECIFICATIONS

Model	Capacity	Depth	Width	Height	Casters	Description
HVC-2348-52-DD	5,000 lb / 2268 kg	28" / 712 mm	48" / 1718 mm	60" / 1524 mm	6" / 152 mm Phenolic	(4) Door Slabs, Heavy-Duty
HVC-2348-62-DD	5,000 lb / 2268 kg	28" / 712 mm	48" / 1718 mm	70" / 1220 mm	6" / 152 mm Phenolic	(4) Door Slabs, Heavy-Duty
HVC-DD-CP	---	---	---	---	---	Replace 1 shelf with (2) Brackets and 2" Shaft for Cable Payout

Building Information Modeling Cart

View digital building plans on-site with BHS Building Information Modeling Carts (BIM). This portable steel job box mounts flat screen monitors up to 55" (1397 mm), with secure cabinets for computer towers and a pullout keyboard tray. Locking swivel casters create a highly mobile display/work center for Building Information Modeling (BIM) objects, Gantt charts, and other software tools. Route power through a rear 15A power inlet to one duplex GFCI and four additional outlets (6 total).



FEATURES & BENEFITS

- (1) 120 V/15A flange plug provides power to entire unit
- (1) External 15A Duplex GFCI outlet
- (2) Internal 15A Duplex Receptacles protected by GFCI Receptacle
- Weather resistant heavy duty formed steel construction
- Fits through standard 32" (813 mm) doorways
- Secure locking system prevents theft
- Pullout keyboard tray
- 8" (127 mm) polyurethane non marking casters
- Lower cabinet includes paddle locks and one adjustable shelf per side
- Sealed upper cabinet includes mount for televisions up to 55" (1397 mm)
- Model BIM-5925-V features a top lift door with gas spring assist for securing in upright position during use

MODELS & SPECIFICATIONS

Model	Door Openings	Capacity	Height	Width	Length	Casters
BIM-5925	Standard Doors	1,000 lb / 454 kg	70" / 1778 mm	58.5" / 1486 mm	25" / 635 mm	8" x 2" locking swivel poly casters with brake
BIM-5925-V	Vertical Doors	1,000 lb / 454 kg	70" / 1778 mm	58.5" / 1486 mm	25" / 635 mm	8" x 2" locking swivel poly casters with brake

TOTAL SECURE OFFICE SOLUTION

This job box was designed to house a full Building Information Modeling system, complete with computers, peripherals, and up to 55-inch flatscreen monitors. It's a complete on-site office for construction administration tasks. Unit is equipped with non-marking casters for easy positioning and a slim profile fits through standard doorways and narrow aisles with ease.



Contactless Delivery Locker

The Contactless Delivery Locker protects shipments while omitting face-to-face retrieval. Lockers are labeled by day, simplifying 72-hour quarantine for incoming packages. Control access with single-use passcodes or IIoT smart locks, which authorized users can open with cell phones, RFID chips, or other digital devices.

FEATURES & BENEFITS

- 3 or 4 forward-facing lockers with varying dimensions
- 2 side-facing compartments store long, narrow orders
- Units available with 4 equal front-facing lockers
- Stands on 6 steel risers to protect contents
- Integrated electronic locks offer one-time passcode capabilities
- 4-digit codes add a higher level of security
- Sloped roof and a waterproof powder coating protects items from weather
- All-steel construction resists attempts at entry
- Ideal for overnight deliveries and off-site, multi-user storage for valuable items
- Footpads with anchor holes secure unit



CDL

Request Literature PL-10000 for more information.

MODELS & SPECIFICATIONS

Model	Lockers	Capacity	Width	Depth	Height
CDL-5	Equipped with passcode locks 3 Front Lockers 5 Lockers Total	3,000 lb / 1361 kg	124" / 3150 mm	26.375" / 6614 mm	66.25" / 1683 mm
CDL-5-IIOT	Equipped with Remote Management IIoT Locks 3 Front Lockers, 5 Lockers Total	3,000 lb / 1361 kg	124" / 3150 mm	26.375" / 6614 mm	66.25" / 1683 mm
CDL-6	Equipped with passcode locks 4 Front Lockers, 6 Lockers Total	3,000 lb / 1361 kg	124" / 3150 mm	26.375" / 6614 mm	66.25" / 1683 mm
CDL-6-IIOT	Equipped with Remote Management IIoT Locks 4 Front Lockers, 6 Lockers Total	3,000 lb / 1361 kg	124" / 3150 mm	26.375" / 6614 mm	66.25" / 1683 mm

WHAT'S NEW AT
BHS

MATERIAL HANDLING MINUTE

With Chuck

BHS' very own Chuck Ray, who has been with us for over 40 years, is hosting a video series teaching you the ins and outs of BHS product! Learn more at the link below.

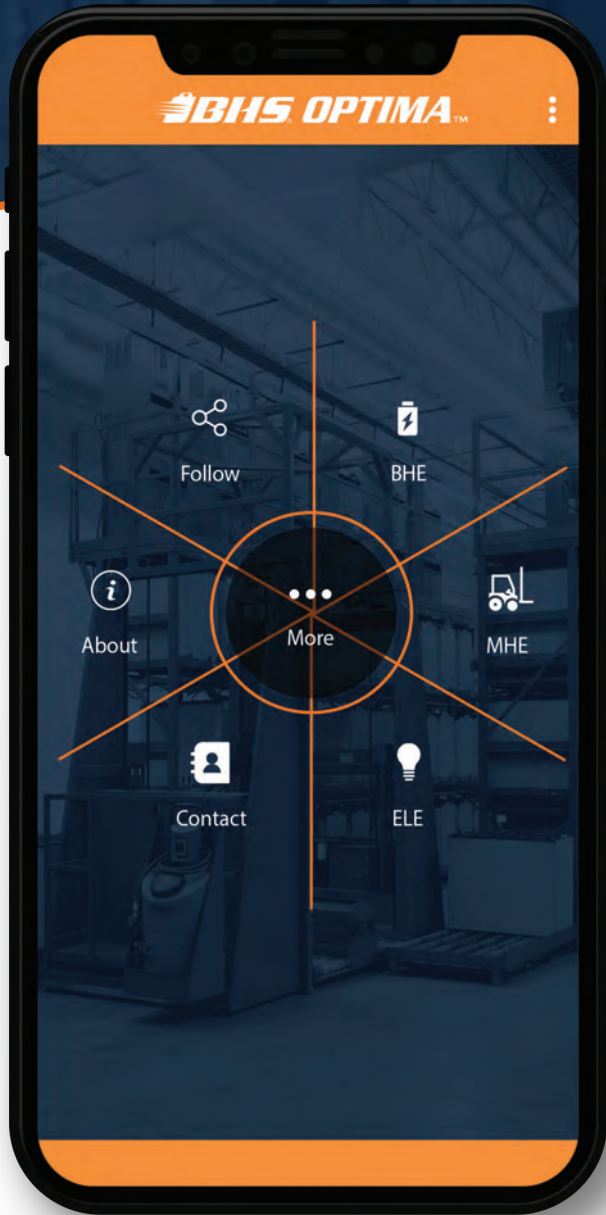
 [BHS1.COM/MHM](https://www.bhs1.com/mhm)

BHS OPTIMA

New Exclusive Mobile App


OPTIMIZE YOUR WORKFLOW. DOWNLOAD BHS OPTIMA TODAY.

Your one stop for all things BHS – register your products for warranty, perform planned maintenance, complete site surveys, and more.



BEST FEATURES

- ✓ Sales Tools
- ✓ Service Information/Manuals
- ✓ Warranty Registration
- ✓ Videos
- ✓ Catalogs
- ✓ Photo Galleries
- ✓ Push Notifications
- ✓ Click to Call
- ✓ Live Chat



Download The App For Free on iOS & Android



North America

BHS1.com

Sales

Toll Free: 1.800.BHS.9500
Phone: 1.314.423.7091
Fax: 1.314.423.6444
Email: sales@bhs1.com

Service

Toll Free: 1.877.BHS.4968
Phone: 1.314.890.0953
Fax: 1.314.423.5948
Email: service@bhs1.com
24/7 Hotline: 1.314.890.0953

Address

P.O. Box 28990
St. Louis, MO 63132 USA

International (outside of North America)

BHS1GLOBAL.com

Sales

Phone: +1 314 423 2075
Fax: +1 314 423 3034
Email: sales@bhs1global.com

Service

Phone: +1 314 890 0953
Fax: +1 314 423 5948
Email: service@bhs1global.com
24/7 Hotline: +1 314 890 0953

Address

P.O. Box 12429
St. Louis, MO 63132 USA



NORTH AMERICA: P.O. Box 28990, St. Louis, MO 63132 USA • 1.800.BHS.9500 • Fax: 314.423.6444 • sales@bhs1.com • BHS1.com
INTERNATIONAL: P.O. Box 12429, St. Louis, MO 63132 USA • +1 314 423 2075 • Fax: +1 314 423 3034 • sales@bhs1global.com
Specifications are subject to change without notice. ©2019-2021 BHS, Inc. St. Louis, MO. Data Sheet: PL-6300 3/21

